

C30u

User Manual



FCC NOTICE (Class A)



This device complies with Part 15 of the FCC Rules. Operation is subject to the following two conditions: (1) this device may not cause harmful interference, and (2) this device must accept any interference received, including interference that may cause undesired operation.

Federal Communications Commission Statement

NOTE- This equipment has been tested and found to comply with the limits for a Class A digital device, pursuant to Part 15 of the FCC Rules. These limits are designed to provide reasonable protection against harmful interference in a residential installation. This equipment generates uses and can radiate radio frequency energy and, if not installed and used in accordance with the instructions, may cause harmful interference to radio communications. However, there is no guarantee that interference will not occur in a particular installation. If this equipment does cause harmful interference to radio or television reception, which can be determined by tuning the equipment off and on, the user is encouraged to try to correct the interference by one or more of the following measures:

- Reorient or relocate the receiving antenna.
- Increase the separation between the equipment and receiver.
- Connect the equipment into an outlet on a circuit different from that to which the receiver is connected.
- Consult the dealer or an experienced radio/television technician for help.

Class A ITE

Class A ITE is a category of all other ITE which satisfies the class A ITE limits but not the class B ITE limits. Such equipment should not be restricted in its sale but the following warning shall be included in the instructions for use:

Warning -This is a class A product. In a domestic environment this product may cause radio interference in which case the user may be required to take adequate measures.

European Community Compliance Statement (Class A)



This product is herewith confirmed to comply with the requirements set out in the Council Directives on the Approximation of the laws of the Member States relating to Electromagnetic Compatibility Directive 2004/108/EC.

Warning - This is a Class A product. In a domestic environment this product may cause radio interference in which case the user may be required to take adequate measures to correct this interference.

DISCLAIMER

No warranty or representation, either expressed or implied, is made with respect to the contents of this documentation, its quality, performance, merchantability, or fitness for a particular purpose. Information presented in this documentation has been carefully checked for reliability; however, no responsibility is assumed for inaccuracies. The information contained in this documentation is subject to change without notice.

In no event will AVer Information Inc. be liable for direct, indirect, special, incidental, or consequential damages arising out of the use or inability to use this product or documentation, even if advised of the possibility of such damages.

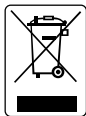
TRADEMARKS

“AVer” is a trademark owned by AVer Information Inc. Other trademarks used herein for description purpose only belong to each of their companies.

COPYRIGHT

©2014 AVer Information Inc. All rights reserved.

All rights of this object belong to AVer Information Inc. Reproduced or transmitted in any form or by any means without the prior written permission of AVer Information Inc. is prohibited. All information or specifications are subject to change without prior notice.



The mark of Crossed-out wheeled bin indicates that this product must not be disposed of with your other household waste. Instead, you need to dispose of the waste equipment by handing it over to a designated collection point for the recycling of waste electrical and electronic equipment. For more information about where to drop off your waste equipment for recycling, please contact your household waste disposal service or the shop where you purchased the product.

CAUTION

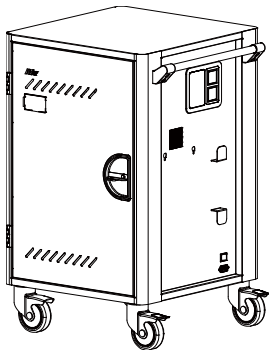
- To reduce risk of electric shock use only indoors.
- Only adults should move the C30u cart.
- Do not allow anyone to sit, stand, or climb on the C30u cart.
- Do not lift the C30u cart.
- Do not block the ventilation holes used for air circulation.
- Do not overload objects on the C30u shelves.
- Before moving C30u cart, disconnect the power from the wall outlet.
- While moving C30u cart, make sure the power cord is secured and tightly wrapped.

Contents

I.	INTRODUCTION	1
	Package Contents.....	1
	Cart Dimensions.....	1
	Cart Diagram.....	2
	LED Status	3
	Door Lock.....	4
II.	SETUP	5
III.	SPECIFICATIONS	8

I. Introduction

Package Contents



C30u Cart

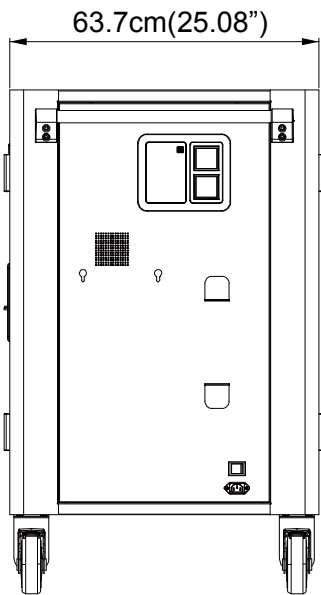
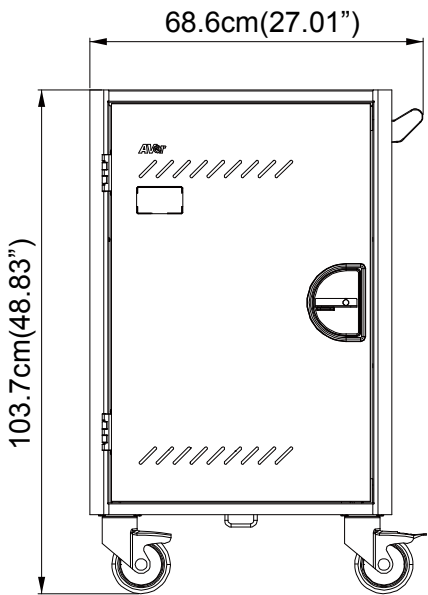


User Manual



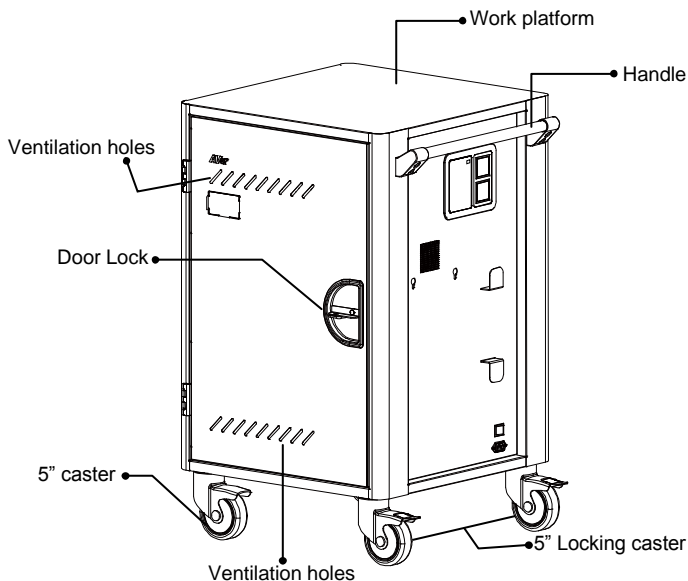
Power cord

Cart Dimensions

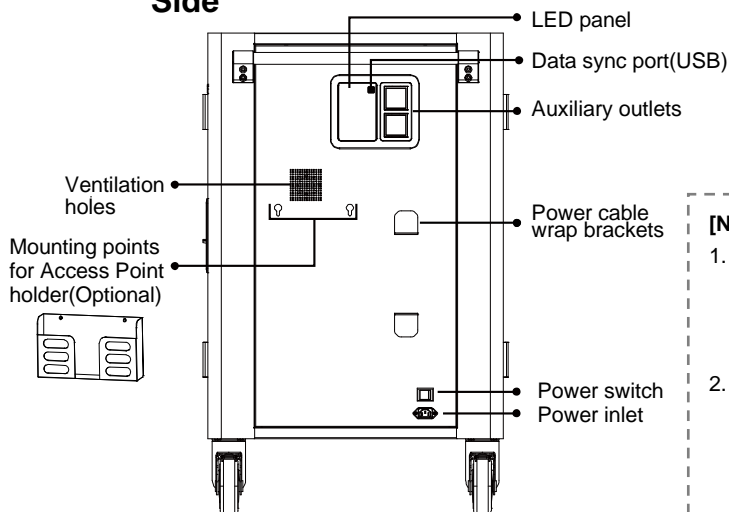


Cart Diagram

Front



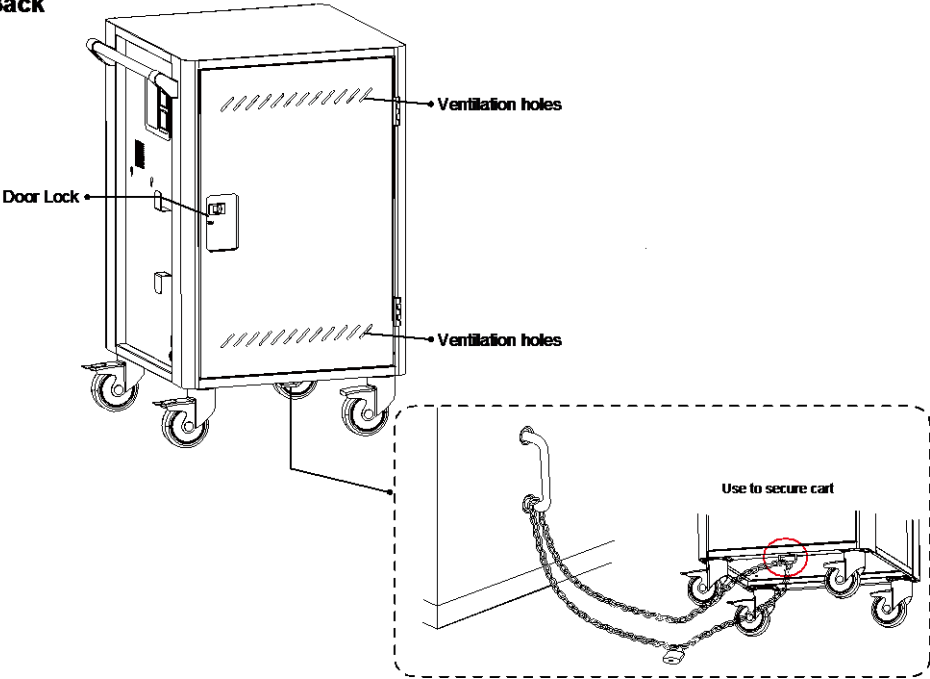
Side



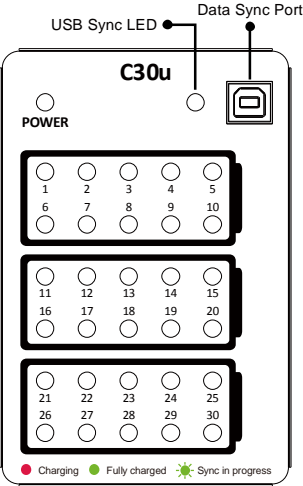
[Note]

1. Auxiliary outlet and power inlet type may vary as they are country dependent.
2. Through the data sync port connects to external laptop, user can simultaneously app, video, file, music to each iPad.

Back



LED Status

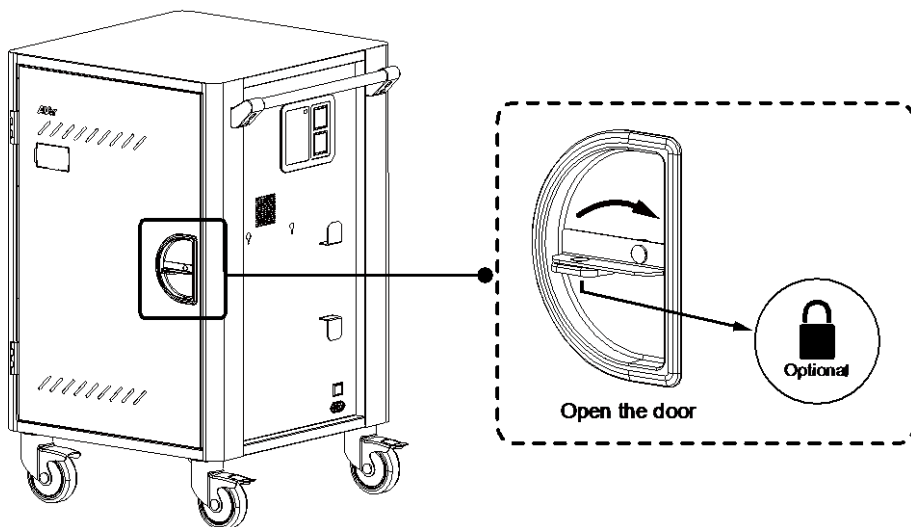


LED	Description
Device Status (x30)	Red: Power is charging.
	Green: Power is fully charged.
	Flashing green: Sync in progress.
USB Sync LED	Blue: Data sync cable is connected.

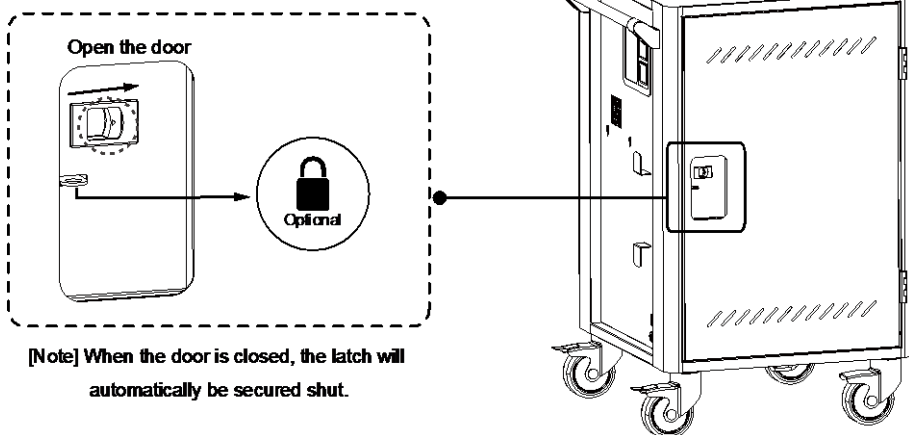
Door Lock

[Note] The shackle dimension of front and back doors are limited to Ø8mm (0.31").

Front



Back



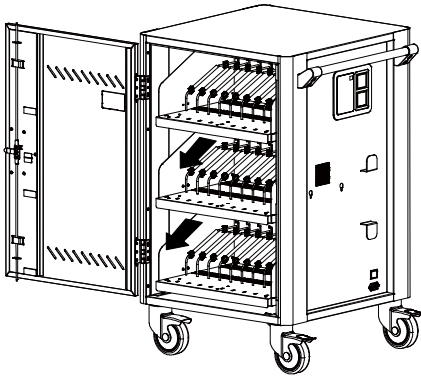
II. Setup

[Note] It is recommended to use cable ties (optional) to secure and manage cables.

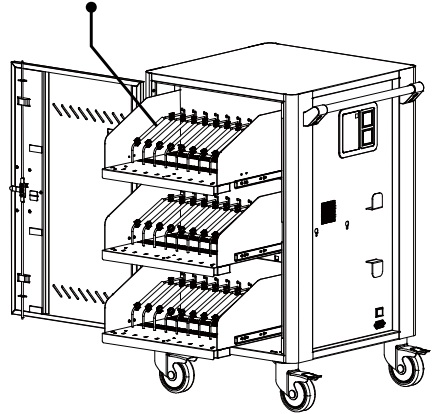
Open the door on front side.

Place the device into the tray

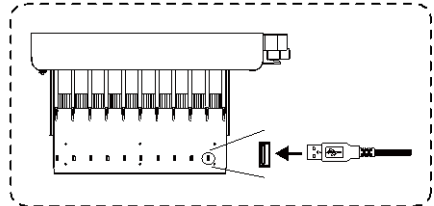
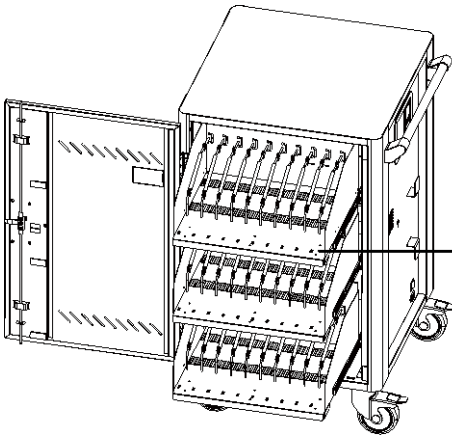
Pull out each shelf until it is fully extended



Put the device into the tray

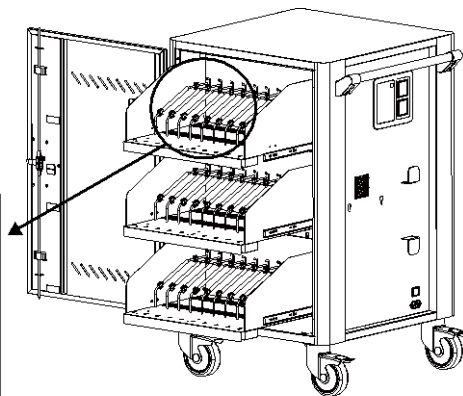
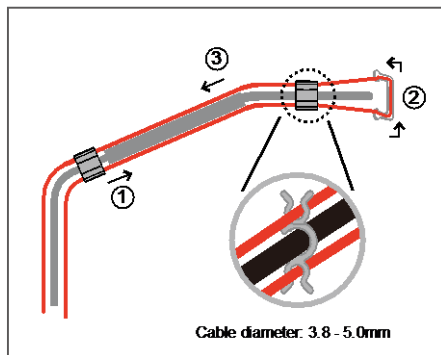


Plug-in the USB cable of device to the USB port on cart.

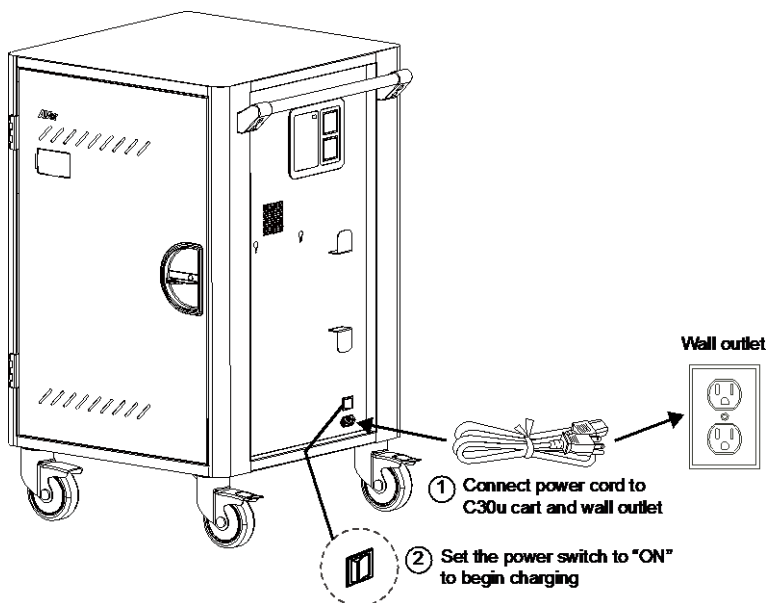


Cable Management

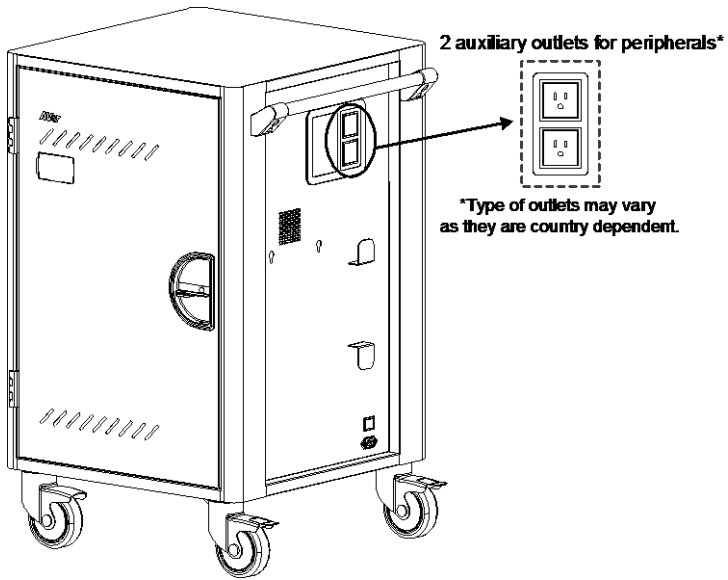
Adjust the position of each cable holder as desired.



Connect C30u cart power to begin charging



Auxiliary outlet



[Note] All auxiliary outlets can function concurrently while the devices are being charged.

III. Specifications

Capacity	30
Device support	All USB-charged tablets
Slot Dimension (W x D x H)	3.4(W) x 38(D) x 22.5(H) cm 1.34"(W) x 14.96"(D) x 8.86"(H)
Auxiliary outlets	2
LED status indicators	Yes
Charging type	USB 2.0
Power specification	AC IN: 100-120V ~ 50/60Hz, 12A 220-240V ~ 50/60Hz, 8A Output for 30 USB ports: DC 5V, 2.1A Outlet_2 ports in total 100-120V ~ 50/60Hz, 8A 220-240V ~ 50/60Hz, 4A
Syncing	Yes
Security	Front door: 3-point locking mechanism
Casters	Four 5" swivel (two are total lock)
Sliding shelves	Yes
Working temp.	0 ~ 30C
Working RH	10% ~ 90%
Storage temp.	-40C ~ 60C
Storage RH	5% ~ 95%
Warranty	10-year limited warranty for cart and tray 5-year limited warranty for electrical parts
Cart Dimensions(W x D x H)	69.6(W) x 63.7(D) x 103.7(H)cm 27.01"(W) x 25.08"(D) x 40.83"(H) (side handle is included)

